

Prevention Program 2020



Hebgen Lake Watercraft Inspection Station

Outline



- 1.) Covid-19
- 2.) Improvements for 2020
- 3.) By the numbers
- 4.) Drivebys
- 5.) Law Enforcement
- 6.) QAQC
- 7.) Unique challenges



Covid – 19



1.) Work in a different way

- Masks
- Social distancing
- Cleaning

2.) Training

3.) Outreach and education

Program Improvements for 2020

1.) Revamped trainings

- New approach
- Smaller class size

2.) Longer season – almost 9 months

3.) Targeted Law Enforcement

- 4 days a week at Anaconda Memorial Day to Labor Day

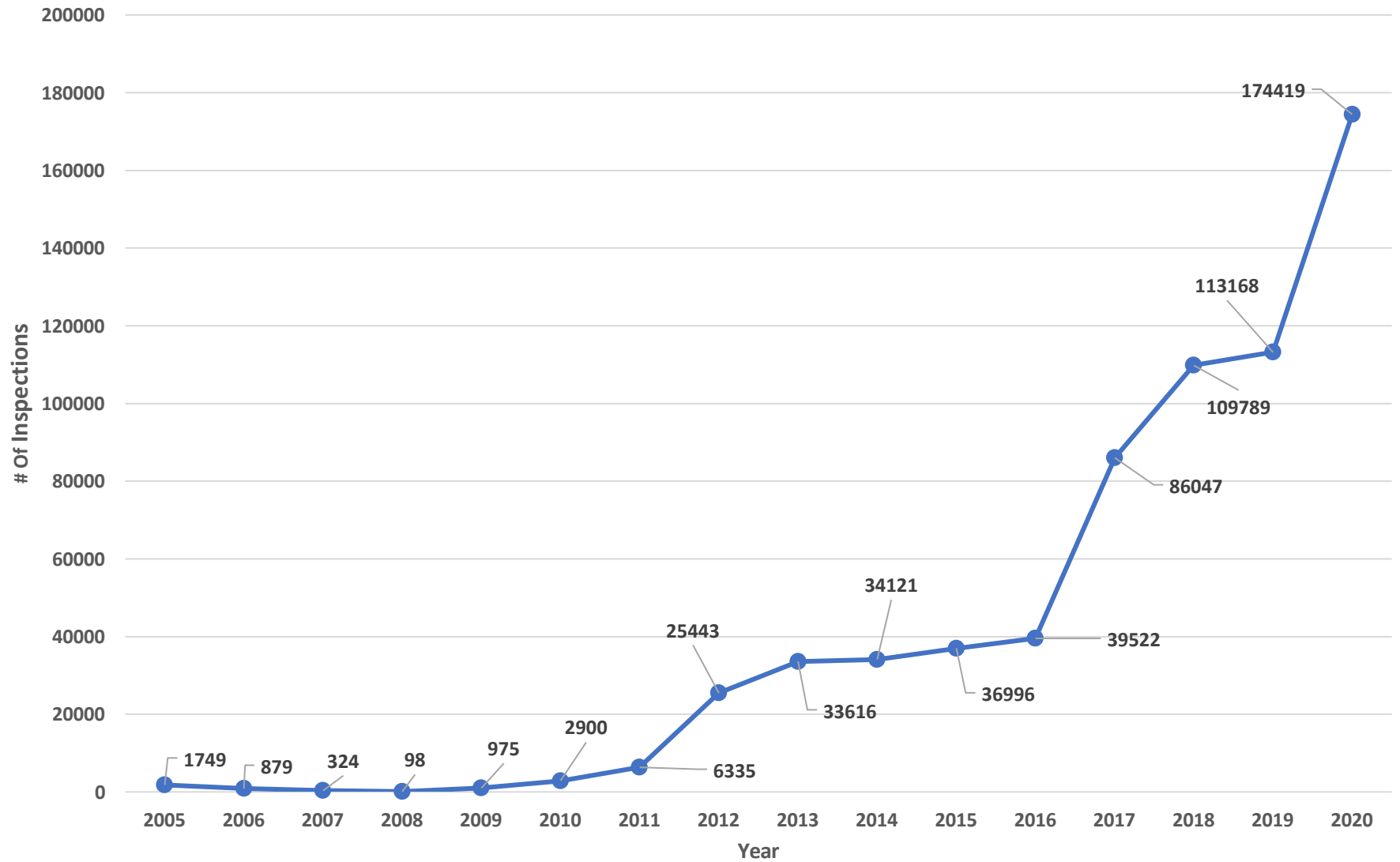
4.) QAQC program

5.) Drive by data

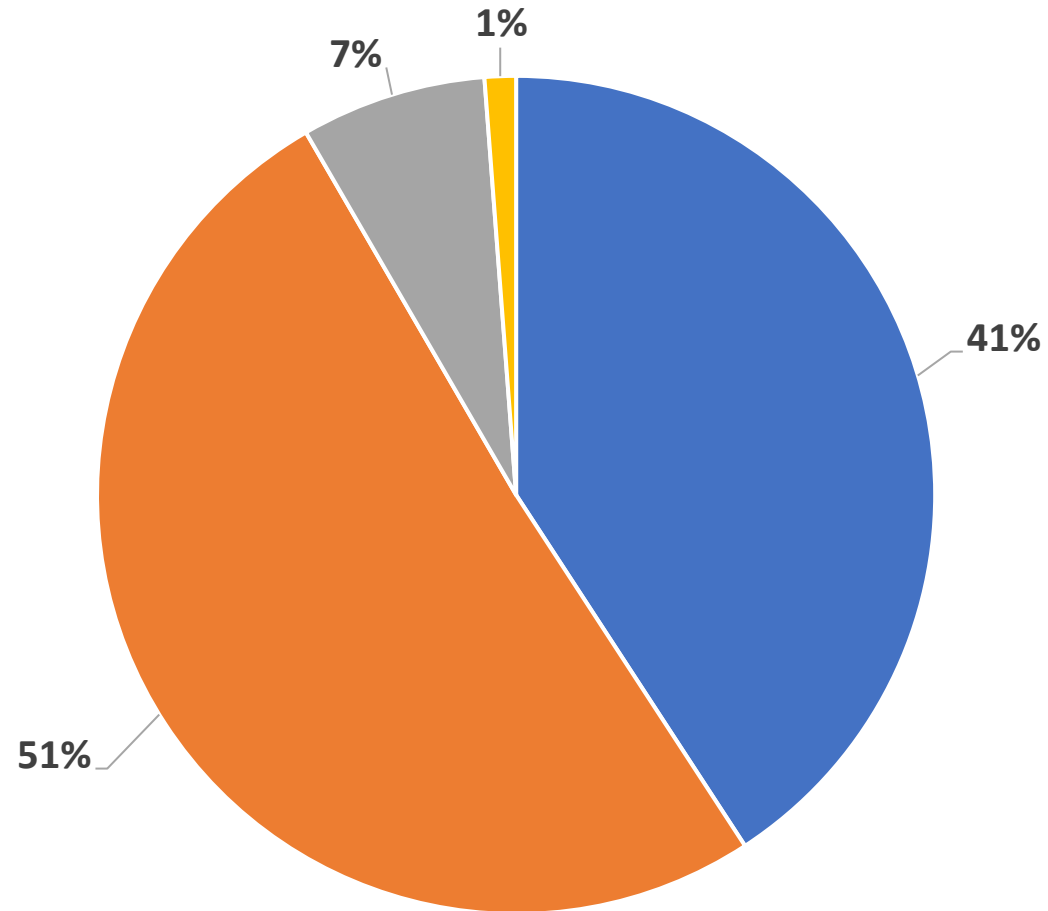
6.) Data application



Watercraft Inspection Totals By Year



Percentage of Inspections for 2020 by FWP and Partners



■ FWP Operated Stations

■ Contracted Partner Stations

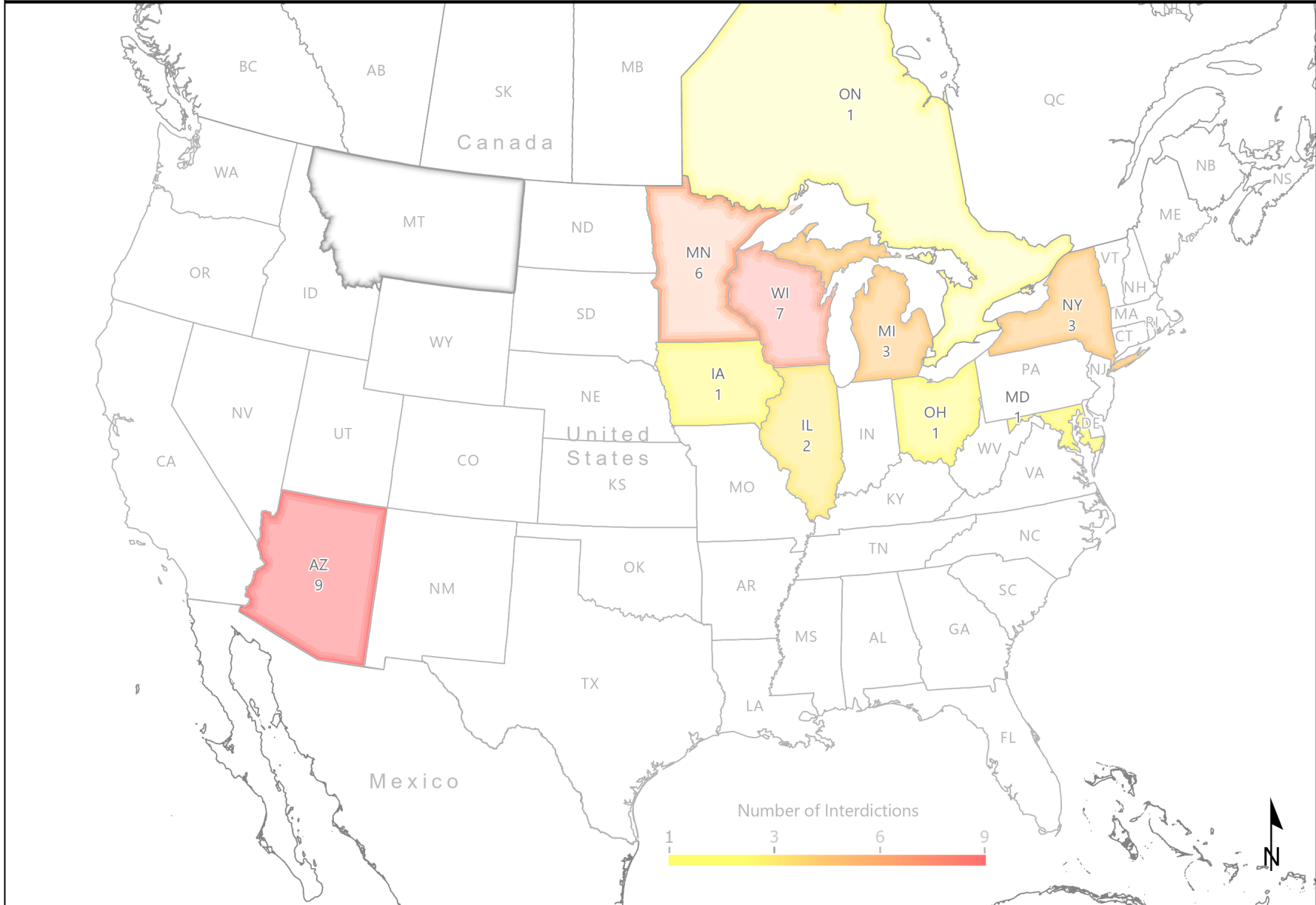
■ Glacier National Park

■ City Of Whitefish



Origin and quantity of mussel boat interceptions in Montana

2020 Boat Inspection Season



Data Collected by FWP AIS field staff during the 2020 Season.
Administrative boundaries and FWP Lands data from Montana Fish, Wildlife & Parks, Helena, MT. Reference data from ESRI

ISR - 0041342 RCA 10/20 0 175 350 Miles

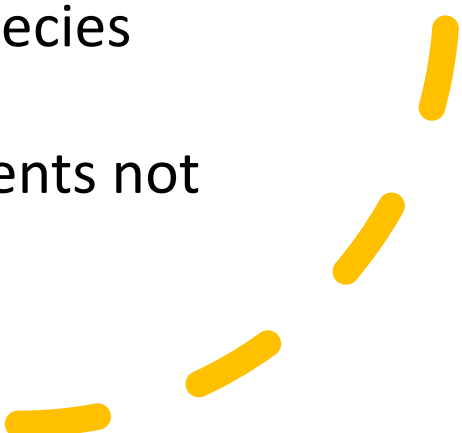


2020 Drivebys

Station	Non-motorized	Motorized	Total Drivebys	Total Inspections	Drive by rate %
Anaconda	345	86	431	11539	3.7
Broadus	13	6	19	392	4.8
Browning	156	31	187	3301	5.7
Canyon Ferry	0	0	0	5349	0
Clearwater Junction	1326	167	1493	34890	4.3
Dillon	235	36	271	3416	7.9
Eureka	0	0	0	0	0
Flowing Wells	64	65	129	5110	2.5
Fresno	15	4	19	1264	1.5
Hardin	367	226	593	7336	8.1
HWY 12	240	57	297	6373	4.7
Nashua	30	97	127	2628	4.8
Ravalli	741	159	900	17747	5.1
St. Regis	771	158	929	6387	15.0
Sula	131	4	135	1695	8.0
Thompson Falls	29	10	39	4496	0.9
Tiber	1	1	2	2472	0.1
Tongue River	0	0	0	1904	0
Troy	226	96	322	6981	4.6
Wibaux	289	117	406	2200	18.5
Total	4979	1320	6299	125480	5.0



Law Enforcement 2020

- 486 traffic stops total
 - 279 total citations, 76 from TIPMONT calls
 - 268 – fail to stop at an AIS inspection station
 - 11 – were for violation of invasive species management area regulations
 - 308 total written warnings
 - 284 – fail to stop at an invasive species management area
 - 22 – violation of invasive species management area regulations
 - 2 possession/transfer of an invasive species
 - 6 warnings were written for non-residents not getting an AIS prevention pass
- 

QA/QC

- 1.) Roving site leads to reiterate protocol
- 2.) QAQC on previously inspected and sealed vessels
- 3.) Job performance assessments
- 4.) Secret shopper
- 5.) Boater feedback survey
- 6.) Ongoing data review
- 7.) Lanyards with name badge and protocols on reverse
- 8.) Incentives for inspectors



Unique Challenges

1. Covid – 19
2. Rattlesnake hitching a ride on a vessel at Flowing Wells
3. Fire burning through Jordan
4. Smoke and forest fires across the state
5. Lightning strike at Anaconda
6. Reader board hit on freeway at Anaconda
7. Storms blowing down telephone poles at Flowing Wells



2021

- 1.) Planning on being in Covid mode
- 2.) Continued work with LE on compliance
- 3.) Make any changes to training ect
- 4.) QAQC and communication
- 5.) Partnerships

